



Our values for November are Forgiveness & Peace



Newsletter Autumn Term 11th November 22



Head Teacher's Message

This week we have been talking to the children about Remembrance which links in with our value for November - Forgiveness. When learning about 'Remembrance' and the symbolism of the red poppy, it is easy to talk about forgiveness following distant conflicts such as WW1 and WW2. It is a much more challenging concept when talking to children and families who have direct, personal experience of war or conflict or an enemy. For this reason we focus upon forgiveness in our own relationships - forgiveness of ourselves when we make mistakes, forgiveness of our friends or siblings when they upset us, forgiveness of our peers. Our behaviour strategy of 'Stay on Green' promotes the concept of forgiveness and a fresh start by reminding children that if they make mistakes they can still 'Get back to green'. Next week is Anti-Bullying week in the UK and as well as defining bullying and learning strategies to address and stop it, we will remind children of the power that they have in relationships to be problem solvers, forgive and get along together.

Next week we will also be marking Children in Need and School Council have come up with a number of events that they would like to lead to raise awareness and money. Read on to find out more...

Jemima Wade, Headteacher

OFSTED - Outstanding Personal Development

This week we received and were able to share our most recent Ofsted report. We are officially a good school with outstanding 'personal development'. What does Ofsted mean by Personal Development?

Inspectors check the extent to which schools are developing:

- Responsible, respectful and active citizens who are able to play their part and become actively involved in public life as adults;
- Pupils' understanding of the fundamental British values of democracy, individual liberty, the rule of law and mutual respect and tolerance;
- Pupils' character - defined as a set of positive personal traits, dispositions and virtues that informs pupil motivation and guides their conduct so that they reflect wisely, learn eagerly, behave with integrity and cooperate consistently well with others;
- Pupils' confidence, resilience and knowledge so that they can keep themselves mentally healthy;
- Pupils' understanding of how to keep physically healthy, eat healthily and maintain an active lifestyle, including giving ample



Provision for pupils' personal development is exceptional.

Teachers have high expectations and strong subject knowledge.

opportunities for pupils to be active during the school day and through extra-curricular activities;

- Pupils' age-appropriate understanding of healthy relationships;

and Promoting:

- Equality of opportunity so that all pupils can thrive together, understanding that difference is a positive, not a negative, and that individual characteristics make people unique
- An inclusive environment that meets the needs of all pupils.

Leaders provide pupils with a wealth of experiences through the 'Argyle Adventure'.



Year 4 Design Technology

As part of their learning about river systems, 4 Onyx have been creating wonderful 3D models.

First of all, they used polystyrene tiles, scrap paper and masking tape to prepare rough models of plains and steep mountains. Then they used Modroc to fully shape their model.

This is when they added meandering rivers, tributaries and confluences.

Now, the models are painted and almost complete!




We were learning about rivers. First there are streams and then small rivers. These tributaries join to make bigger rivers. When rivers get to flatter land, they move slower and meander. When they reach the sea, they mingle with the sea water. - **Surayya**



We were learning about the parts of a river and rivers across the world. We made a model in DT. I enjoyed putting the Modroc on the model- it was interesting how quickly the Modroc dried! - **Ridwaan**



I learnt a lot about rivers across the world like the Mississippi, the Nile, the Amazon and the Thames. Did you know that the Amazon has another river flowing below it? - **Faaduma**



We were learning about making mountains and rivers. There are different parts of a river- a tributary is a small river that joins a bigger river. - **Saifa**



When we were making the models, it was fun because we got to paint the specific parts of the river and paint on the different shapes of the landscape.—**Sorayah**



We put Modroc on our models and, after it became solid, we painted it to look like snow-capped mountain ranges, meandering rivers and the sea. - **Vanessa**



Year 3 - Stone Age Day

This week Year 3 experienced life in a Mesolithic (Middle Stone Age) settlement. People at that time were nomadic, frequently moving their camp up river in search of food.

Year 3 recreated arriving in a new location. They began by foraging for roots and leaves to make a hearty soup on their open fire. Next, they found wood, dried grass and stones to make tools and weapons, as well as some ceremonial jewellery. Then, they used natural pigments crushed in shells to paint their faces in a ceremony to get ready for the hunt. After that they used their newly made spears and bows to hunt deer, wild boars and Auroch, while others built a tepee with branches and dried grass. Finally, they settled down to a dinner of warming soup, fire roasted apples and freshly gathered blackberries. Delicious!



This is an Auroch



The ancestor of all cattle



School Council presents Children in Need 2022

Family Quiz Night on Friday 18th November - Tickets on sale in the school office next week from 3.15pm-4.45pm. **Price:** 1 family ticket costs £5.

Cake Sale on Friday 18th November from 3.15pm - 4pm. Please bring donated cakes on Thursday afternoon

DRESS UP on Friday wear spots to school and donate £1.

Year 1 Art

This week year 1 pupils made poppies to mark Remembrance Day.



Children's in need day
(Friday 18th November)


- Please bring in £1 (or what you can afford)
- Dress up in SPOTACULAR spots
- If you want, bring in some treats or cakes to sell.
- We are doing fun quizzes and games after school, please come.

£5

Get family quiz night!

EYFS at Argyle Primary School - Nursery

This week in Nursery, the children have been learning about the job of teachers. They talked about the role of teachers in schools and how they help the children to learn. Following this, the children listened to the story '**Here Comes Teacher Cat**' and then sequenced images from the text. The children were told that they would be meeting 'the boss' of the school Ms. Wade, and that they



needed to plan the questions that they would be asking her. They used question words such as who, what, where and when to help them pose a range of questions. When they were visited by Ms. Wade, they were able to ask the questions that they had planned and then listened carefully to her answers.

Our words of the week:

timetable, question, power, boss



Heroes help everyone. – Aleena

Also this week, the children had another session with the Foundling Museum. During the session, the children talked about how it feels to be a new child and how they can help new children feel happier about coming to school. The children made their own



dolls and then practised saying 'Good Morning' to one another.



Our development matters

Communication and Language:

The children have been building their own timetables for the day by choosing their activities carefully. They have also continued to role play different superheroes.



Literacy:

As well as exploring rhyming words, the children have been learning about the sound that the letter 'a' makes. They then practised forming the letter on big paper.

Timetables. You write it down," - Samuel

Physical Development:

The children continue to enjoy their PE lessons with specialist teachers where they are learning about balance and coordination.



Event: Celebration of Learning

Wednesday 7th December at 2.30pm
Parents Welcome



EYFS at Argyle Primary School - Reception

This week the children in Reception continued to explore the traditional tale 'Goldilocks and the Three Bears.' They began the week recapping the story that they had learnt and then worked in pairs to sequence images from the text. Whilst doing this, the children used language such as "Once upon a time, first, then, next and finally." The children then thought about Goldilocks' actions and used vocabulary such as 'kind' and 'thoughtful' They worked together to write a sorry letter to the three bears using their knowledge of phonics to help them.

Later in the week, the children began thinking about size and capacity. They looked at a big, medium and small bowl and estimated the amount of cups of porridge that each would hold. When filling the bowl, the children used language such as 'full, empty and half full' to explain what they could see.

As part of their focus activity for the week, the children labelled a picture of the three bears' cottage and practised the correct way to hold a pencil, letter formation and using segmenting to sound out the words that they were trying to write.

Our tricky word for this week

put pull




I learning j, j, jellyfish. - [Link](#)



Goldilocks have golden hair. She go in the bears house and eat the porridge. She go in and sit, sit, sit! – Sarah

Sentence of the Week

The bowl is.....



Goldilocks eat the porridge.- Mascud



We learning all of our letters because we need to practise them everyday. - Amaarah

Our development matters

Expressive Art and Design:

This week the children were using a variety of crafting materials to make their own puppets. They then used these puppets to tell their own versions of traditional tales.

Mathematics:

The children played a game which helped them to subitise (recognise amounts of numbers) and use one-to-one correspondence. They also used key vocabulary 'more than, fewer

Workshop: Speaking and Listen

Parents will be invited to one of the sessions. Invitations will be sent on Parenthub.

Topaz: Wednesday 23rd November at 9am

Topaz: Friday 25th November at 9am

Jet: Tuesday 22nd November at 9am

Jet: Thursday 24th November at 9am



Event: Celebration of Learning

Jet: Tuesday 6th December at 9.15am

Topaz: Thursday 8th December at 9.15am

Parents Welcome

Attendance

	WK8	WK 9	WK 10	WK 11	WK 12	WK 13	WK 14
Rec: Jet	93%	93%					
Rec: Topaz	93%	92%					
1 Jade	89%	94%					
1 Ruby	90%	97%					
2 Amber	92%	89%					
2 Opal	100%	98%					
3 Garnet	88%	95%					
3 Pearl	89%	84%					
4 Onyx	95%	97%					
5 Quartz	97%	96%					
6 Diamond	96%	95%					
6 Sapphire	88%	97%					
Total	93%	93%					

Good Job to **1 Ruby, 2 Opal, 4 Onyx, 5 Quartz, and 6 Sapphire** for attaining or exceeding the 96% class target of attendance. Hooray!
Keep it up!






Dates for your diary

All entries on the calendar have been sent to the applicable parents via Parethub, please check for more information. If you need any help with ParentHub, speak to the school office.



November 2022

Monday 7th	Assessment Week begins	
Monday 14th	Trip: Reception visit Cromer Street Mosque	
Tuesday 15th	Trip: Year 5 visit The National Maritime Museum	
Thursday 17th	Trip: Year 6 - Camden Junior Citizens	
Friday 18th	Event: Children In Need Day including an after school Family Quiz (more details to coming soon)	
Monday 21st	Event: School Photos Day (Individual and Sibling) Please make sure your child is in the correct uniform.	
Tuesday 22nd	Event: Uniform Recycling in the FLC from 1.30pm	
Wednesday 23rd	Trip: 1 Ruby visit The Tower of London	
Thursday 24th	Trip: 1 Jade visit The Tower of London	
Friday 25th	Trip: Year 3 visit The Place	