

Our value for September is Friendship

Newsletter

Autumn Term

30th September 22



Head Teacher's Message

Dear Parents and Carers,

It has been a busy, busy week. Myself and senior leaders have met with every teacher to look at your child's attainment and to set next steps for them and agree end of year targets. I'm always struck by how ambitious our teachers are -and by how well they know your children already. Teachers always believe that, with the right support, your child can achieve their targets. Next week and the week after we will be contacting some of you with invitations to catch up club or tuition. Please take these invitations seriously. Every intervention costs money, takes time to plan and huge effort to deliver so please do ensure that you make the most of such invitations and prioritise attendance. Please also remember that one of the most effective ways of ensuring that your child achieves highly at school is to make sure that they complete all of their home learning. Sitting with them as they learn teaches you about curriculum expectations and enables you to see how well they are doing. At this point in the year some home learning feels difficult. We could make it easier but this would water down expectations and potentially give you a false sense of your child's achievement compared to age related expectations. It is better that they persevere now, perhaps get fewer answers correct but then have the satisfaction of seeing their progress in a few weeks or months time. The more time that you invest now in supporting home learning, the more your child will achieve this year.

Have a lovely weekend.

Jemima Wade, Headteacher

Prehistoric Art at Argyle

This week both Year 3 classes had great fun creating artwork inspired by the prehistoric Art. We imitated the look of the cave by blending earthy colours and used thin brushes to paint contours of the extinct animals. We also used our great observational skills to draw fossils.

Did you know that you can use coffee to achieve special old paper effect? Try it at home, we had great fun!



Year 1's learning this week

This week we learnt about transport, the children cut out 2D shapes to create their own red bus. In Maths the children have been learning one more and one less than any number up to 10. To show their understanding the children have been playing different games with a die and counters. On Wednesday we had a local walk to St Georges Garden where we learnt to name trees by looking at the leaves.

Some leaves are pointy and shiny. -**Tamim**

I liked the different colours of the leaves. -**Erhan**



The Garden Classroom - Week 3

Year 3 continued their garden adventures this week with a marvellous minibeast hunt on the ground and in the water, and a lesson in fire lighting.

Each child learned the safety rules when working with fire. They learned to assume the respect position on one knee, which allows them to get close enough to tend the fire while keeping their body stable. Each child learned to make sparks using a fire steel and then used these to set light to a piece of cotton wool.

They also learned the three things that must be present for a fire to start: a spark, fuel, such as wood or twigs and oxygen.

They also made lots of useful observations. Saifan noticed that the fire had been built on a metal base that would stop it from spreading. He suggested that rocks or stones around the edge would do the same job.

We finished the session by using bug pots and pond dipping nets to get a closer look at some of the wildlife inhabiting the garden. We then used ID charts to try and identify them.

We found lots of snails in the pond and the children were very excited when one came right out of its shell to say hello!



KS1 Computing - Sequencing

This week pupils in Years 1 and 2 have been learning to describe a series of instructions as a sequence in ICT lessons.

Pupils demonstrated that they could

- Follow instructions given by someone else
- That they choose a series of words that can be acted out as a sequence
- And give clear instructions for the Bee bots to work



I can make it go backwards. - **Ivanna**



You tell the computer what to do and the Bee bot does it. - **Dahlia**

Zircon Class learn about plants

In EAL zircon Class, Year three have been learning about their topic vocabulary for plants. Children are learning about different parts of a plant and their functions, consolidating their science knowledge by acting out the role of each part, singing songs and doing other matching card activities. Year 5 EAL group have learned about the Greek Mythology stories, while year six ones have been busy learning about the function of the human heart! Well done to you all for being such Interested Inquirers!



Once I cut an apple, the seed inside had a tiny root! It felt magical!

- **Olha**

I love this song we are learning; it goes like this:
"Roots, stem, leaves, flower
It needs sun, air, and a little rain shower

- **Asfia**



Attendance

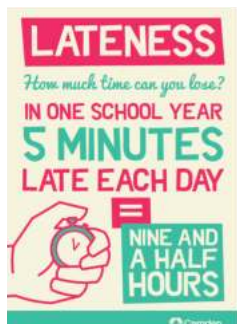
	WK1	WK 2	WK 3	WK 4	WK 5	WK 6	WK 7
Rec: Jet	92%	94%	85%	91%			
Rec: Topaz	80%	95%	93%	89%			
1 Jade	89%	91%	97%	97%			
1 Ruby	89%	93%	92%	90%			
2 Amber	94%	98%	92%	89%			
2 Opal	89%	98%	95%	99%			
3 Garnet	94%	98%	98%	96%			
3 Pearl	96%	98%	93%	97%			
4 Onyx	94%	93%	90%	96%			
5 Quartz	93%	98%	95%	94%			
6 Diamond	87%	93%	92%	94%			
6 Sapphire	91%	98%	96%	91%			
Total	91%	96%	93%	94%			

Well done to **1 Jade, 2 Opal, 3 Garnet, 3 Pearl** and **4 Onyx** for exceeding the 96% class target of attendance. Hooray!

Being punctual for school means making sure your child is at school and ready to learn before the bell rings at 8.45am.

There are many ways to ensure your child is on time for school:

- Make sure that homework is done the night before, and not before going into school.
- Pack their bag the night before so they do not have to go looking for things.
- Remember to pack PE / swimming kit for the days you need them.
- Get to bed at a sensible time to get a good night sleep.
- Set their alarm clock to wake them up on time.
- Eat breakfast in good time.
- Leave home in plenty of time to get to school.



The school gates open at 8.35am for your child to begin to line up ready to go to class at 8.45am with their teacher.

Dates for your diary

All entries on the calendar have been sent to the applicable parents via Parethub, please check for more information. If you need any help with Parethub, speak to the school office.



October 2022

Tuesday 4th	Trip: 1 Jade visit St Pancras Station
Wednesday 5th	Trip: 1 Ruby visit St Pancras Station
Monday 10th	Event: Nasal Flu Vaccinations-Reception to Year 6
Tuesday 11th	Event: Nasal Flu Vaccinations-Reception to Year 6
Thursday 13th	Event: Reception Phonics Workshop Trip: Year 6 visit The British Museum
Monday 17th	Trip: Year 4 visit Greenwich
Tuesday 18th	Trip: Year 2 visit Highgate Woods

Half Term Monday 24th—Friday 28th

EYFS at Argyle Primary School - Reception



Last week the children were learning about themselves and their bodies. This week, they have continued to develop their knowledge of the human body by labelling more body parts such as knee, chest, elbow and hip. Working together, the children drew around their friends and then tried to label the different parts using vocabulary from last week and this week. They then talked about what to do when you are feeling unwell. The children understood that doctors help to look after us when we are sick. They particularly enjoyed playing in the hospital role play area and treating their patients. After the teacher modelled writing prescriptions, the children practised writing their own.

Also this week, the children have been securing their knowledge of blending and segmenting during their daily phonics lessons. They have now learnt enough letters to begin sounding out a range of words and will be starting their daily guided reading sessions from next week.

Our sounds for this week



p - i - t
d - a - d
m - a - p



Please ensure that you read with your child on a daily basis and sign their reading record.

We would like to invite you to watch your child participate in a phonics lesson on Thursday 13th October at 9.00am This will help you to understand how you can help your child at home.

Our development matters

Mathematics:

The children have been practising counting objects using 1:1 correspondence. They learnt to move the objects from one space to another whilst they were counting in order to ensure that they were counting accurately. You can help them do this at home by counting objects like toys, pencils or even food items.

Personal, Social and Emotional Development:

The children have learnt about Zones of Regulation. They learnt that different colours represent different feelings and started to think about strategies that they can use when feeling sad or angry.

Expressive Art and Design:

This week the children have been looking at a range of x-rays and then tried to create their own versions. Whilst doing this, they were encouraged to name the parts of the skeleton that they knew.

BLUE ZONE Sad Sick Tired Bored Moving Slowly	GREEN ZONE Happy Calm Feeling Okay Focused Ready to Learn	YELLOW ZONE Frustrated Worried Silly/Wiggly Excited Loss of Some Control	RED ZONE Mad/Angry Terrified Yelling/Hitting Elated Out of Control



EYFS at Argyle Primary School - Nursery

The children began the week singing the nursery rhymes that they had previously learnt and then they learnt the first of this weeks nursery rhymes - 'Hickory, Dickory, Dock.' They practised singing the rhyme using a range of props such as a clock and some mice, and then explored the reasons why the mouse ran back down the clock; perhaps he was scared or he was being chased by a cat! Following this, the children looked carefully at a clock face and practised counting the numbers to twelve. They looked at a range of famous clocks such as Big Ben and the King's Cross clock and then explored different ways to tell the time such as watches, wall clocks and grandfather clocks.



Also this week, the children learned the nursery rhyme 'Three Blind Mice.' They learnt about mice and learnt that the word is mice for more than one or mouse if just one. The children learnt that some animals hibernate (sleep for a period of weeks or months) over the winter and, prior to hibernating, they collect (harvest) food in order to help them survive. Some of the creatures that hibernate over the winter in the United Kingdom are hedgehogs, dormice and bats. They then learnt more about harvest and the different fruits and vegetables that are normally collected during harvest.

The mouse ran up the clock,



Our development matters

Understanding the World:

This week the children looked carefully at their Autumn collection using magnifying glasses, and then tried to collect sticks, leaves and moss to create nests for an animal to hibernate in.



Physical Development:

The children tried to climb along a large obstacle course whilst pretending to be mice scurrying up a grandfather clock.

Mathematics:

The focus for maths this week was exploring and naming 2d shapes, in particular triangles. The children learnt that triangles have three sides (edges) and three corners (vertices).

